



VOLTA EGYPT
AIR SOLUTIONS



For comfort, Safety and easy installation

2024 Edition

BVF-DVF
Series

Fan Coil Unit
150 - 460 L / s
(300 - 1000 cfm)



● Design

Volta offers standard and custom design products for nominal and high capacities air volume, design has the ability to accommodate architect designs needs with different solutions.

● Save

Volta emphasizes on energy saving products by applying modern hookup and control systems.

● QUALITY

Volta uses best materials, components and high quality assurance system in manufacturing process.

● Functional

Volta fan coil units models are suitable for all applications (Hotels , Residentials, Hospitals, Education Facilities,...etc.).

Volta fan coil units are suitable for 2 and 4 pipes system applications.

● Efficient

Volta fan coil units are designed for better efficiency, quiet and long life time operation.

Contents

• Features	2
• Components	3
• Fan coils series	4
• Technical data	5
• Dimensions	6
• Connection direction	8
• Accessories	9
• Order no. code	10




FAN

Fans are centrifugal, forward curved double inlet direct connected type, statically and dynamically balanced.



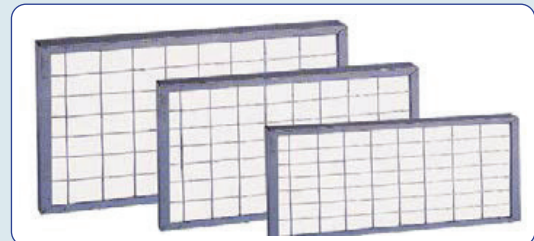
CASING

1 mm galvanized steel housing fully lined with acoustic and thermal insulation.




MOTOR

Motors are 3 speeds tap wound; permanent split capacitor type with thermal overload protection.



FILTER

Pre filters are made from high quality synthetic fiber. Aluminum filters are available as an option.



HEAT EXCHANGER COIL

Coils are fabricated from copper tubes and aluminum fins mechanically bonded to the tubes, Includes manual air vent discharging. All coils are factory tested.



DRAIN PAN

Drain pans are fabricated from 1mm galvanized steel, thermally insulated. Extended drain pan is available as an option.



BVF

150 TO 300 L/s
(300 - 635 cfm)



Unit description

BVF series is blow through ceiling concealed ducted units, This slim series is ideal solution for quiet operation.



DVF

320 TO 460 L/s
(680 - 1000 cfm)



Unit description

DVF series is draw through ceiling concealed ducted units, This series is ideal solution for high capacities and best cooling coil performance including district cooling applications.



		BVF			DVF	
Series	No. of Coil Rows	3 ROWS			4 ROWS	
	Model	23	33	43	53	64
Maximum air flow rate⁽¹⁾						
At high speed	L/s	189	249	300	422	460
Maximum Total cooling capacity at High Speed⁽²⁾						
Capacity	KW	3.72	4.69	5.33	8.07	11.02
Air Outlet Temperature DB/WB	°C	14	15	15.7	15.7	13
Chilled water flow	L/s	72	90	108	148	223
Chilled water Pressure Drop	KPa	23.4	20	15.8	17.2	19.3
Coil No. of Rows		3	3	3	3	4
Headers Connection In/Out	mm	12.7	12.7	12.7	25	25
Sound Power level (Inlet +Casing Radiated)						
Low	dB(A)	58	59	62	65	67
Medium	dB(A)	60	62	65	67	69
High	dB(A)	62	65	68	70	72
Sound Power level (Outlet)						
Low	dB(A)	52	55	58	66	68
Medium	dB(A)	54	57	59	67	69
High	dB(A)	56	60	62	70	72
No. of Fans	Qty.	2	2	2	2	2
Max absorbed Power	Watt	89	133	283	407	708
Electric power Supply	V-Ph-Hz	220-1-50	220-1-50	220-1-50	220-1-50	220-1-50
Weight	Kg	21	27	29	61	65

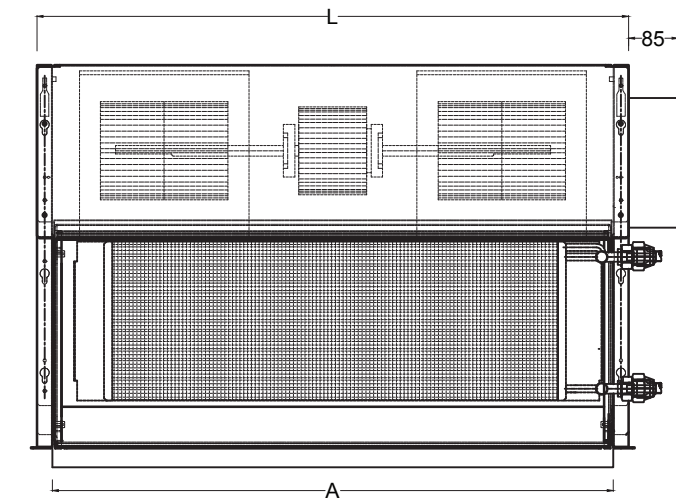
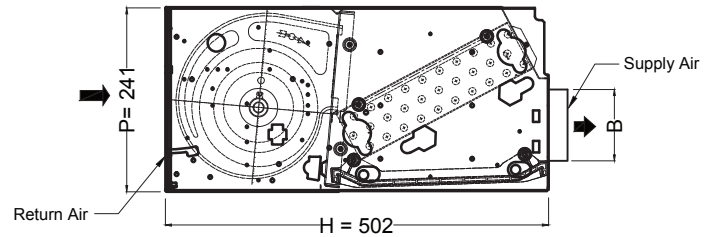
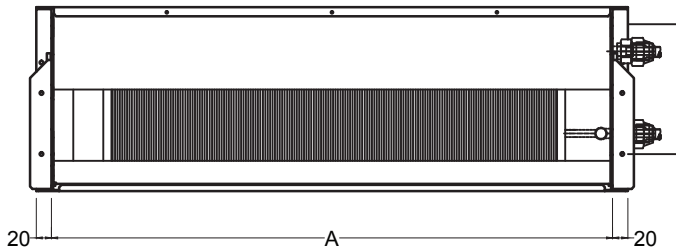
(1) Based on High speed @50 Pa ESP

(2) Based on inlet air temperature 26.6 °C DB / 19.4 °C WB and water temperature inlet 7 °C / ΔTw 5.5 °C

Selection software will be used for other data different from the tabulated ones.



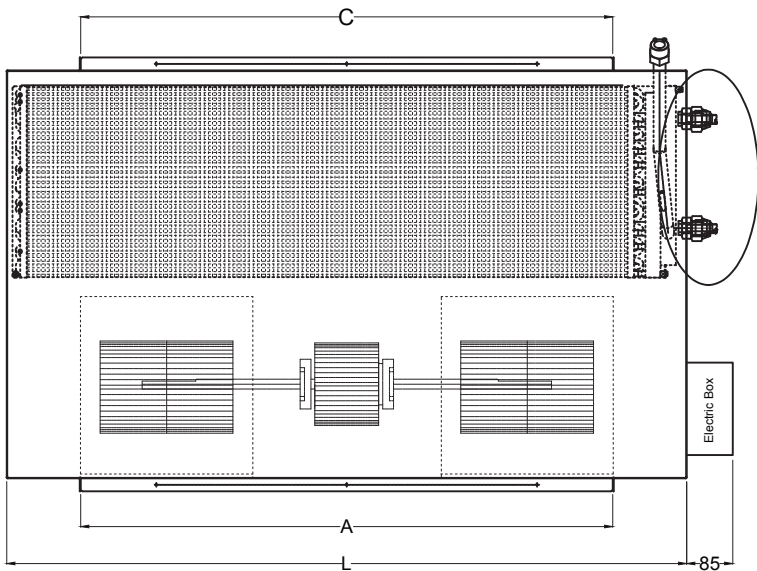
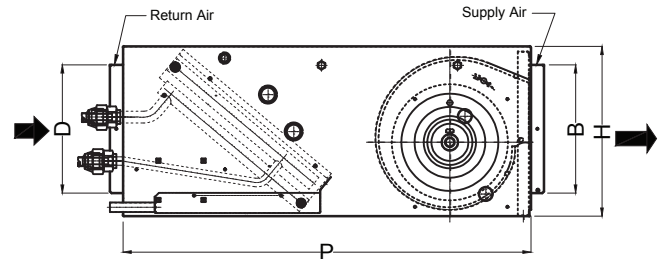
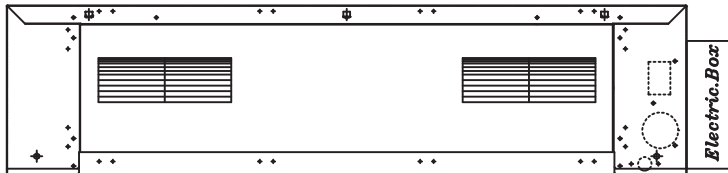
BVF



Model	L (mm)	H (mm)	P (mm)	A (mm)	B (mm)	No. of Fans
BVF 23	981	502	241	925	100	2
BVF 33	1171	502	241	1115	100	2
BVF 43	1361	502	241	1305	100	2



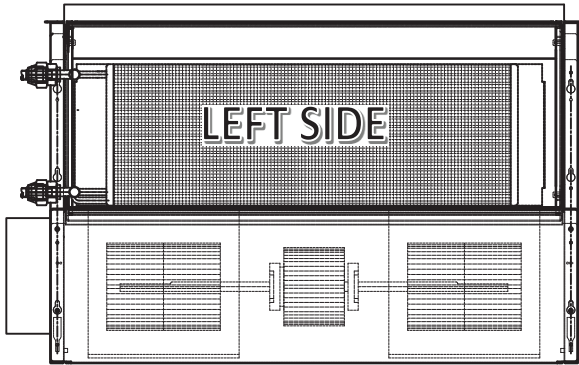
DVF



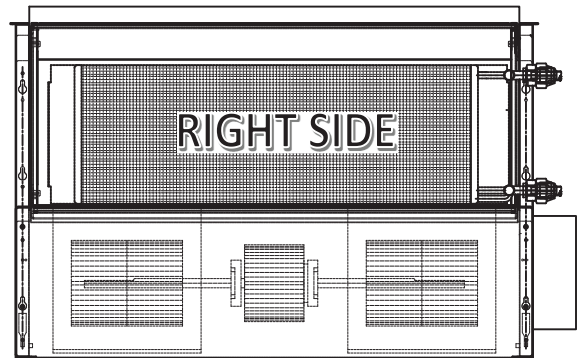
Model	L (mm)	H (mm)	P (mm)	A (mm)	B (mm)	C (mm)	D (mm)	No. of Fans
DVF 53	1250	315	750	978	236	978	236	2
DVF 64	1250	315	750	978	236	978	236	2

BVF

AIR DIRECTION

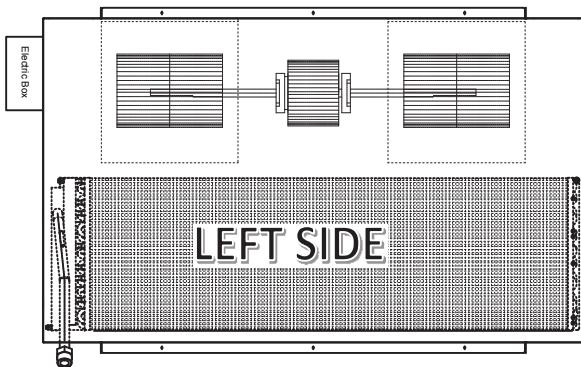


AIR DIRECTION

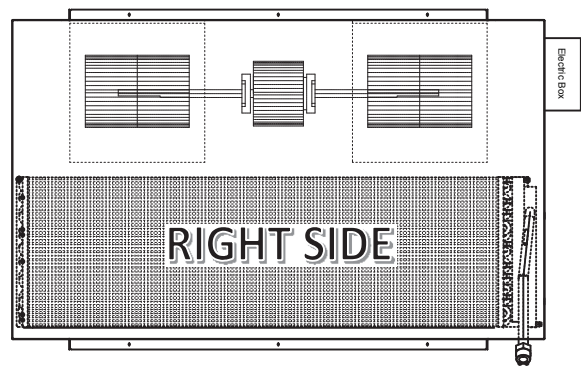


DVF

AIR DIRECTION



AIR DIRECTION



Extended drain pan

VOLTA fan coil units can be supplied with an extended drain pan as an option.



Complete hook-up option

VOLTA offers a complete hookup and piping solutions as an option.



Washable metal mesh filters

All VOLTA fan coil models can be supplied with metallic aluminum washable filter as an option.



Complete integration

BVF and DVF offers a wide versatility and deep easy installation. User-friendly interface with LCD screen allows the full control of all operating conditions.



The Order code comprises a combination of letters and numbers to clarify the unit type and options.

		Digit No.	1	2	3	4	5	6	7	8	9	10	11	12	13	14	
Position 1: Letter, Letter, Letter	Blow Through Series		B	V	F												
	Draw Through Series		D	V	F												
Position 2: Digit	Supply Air Flow at medium speed					M											
	Supply Air Flow at high speed					H											
Position 3: Digit, Digit, Digit	Supply Air Flow Capacity (L/s)						2	0	0								
Position 4: Digit, Digit	External pressure drop (Pa)									5	0						
Position 5: Digit	Supplied with 3 Rows Coil											3					
	Supplied with 4 Rows Coil											4					
Position 6: Letter	Supplied with Synthetic filter												S				
	Supplied with Washable filter												A				
Position 7: Letter	Supplied without Heating element													W			
	Supplied with Electric Heaters													E			
	Supplied with Hot water Coil													H			
Position 8: Letter	Supplied with 3 Speeds Motor															A	
	Supplied with Brushless DC Motor															B	
Position 9: Letter	Right hand side Access																R
	Left hand side Access																L

Ordering Example

Selection criteria	Requirement	Structure of the Order No.
Unit Type	Blow Through Series	BVF-
Supply Air Flow Speed	Medium Speed	BVF-M-
Supply Air Flow Capacity (L/s)	200 L/s	BVF-M-200-
External pressure drop (Pa)	50 Pa	BVF-M-200-50-
No. of Rows (According required Load)	3 Rows Coil	BVF-M-200-50-3-
Filter Media Type	Synthetic media filter	BVF-M-200-50-3-S-
Heating Element	Electric heaters	BVF-M-200-50-3-S-H-
Motor Type	3 Speeds standard motor	BVF-M-200-50-3-S-H-A-
Required Access Direction	Right Side access direction	BVF-M-200-50-3-S-H-A-R

GENERAL NOTE:

Technical data could change without prior notifications.

Selection software will be used for other data different from the tabulated ones.

Volta Egypt Company, Air Solutions
10,11 Area of 124 faddan, Abou Rawash
Cairo - Alex Desert road km. 32 - Egypt
Phone:+(202) 391 00912/3/4
E-mail: info@voltaegypt.com

